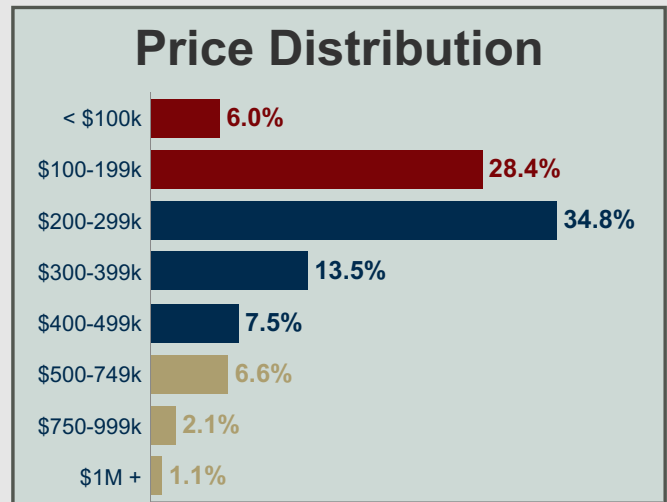


# March 2026 Statistics

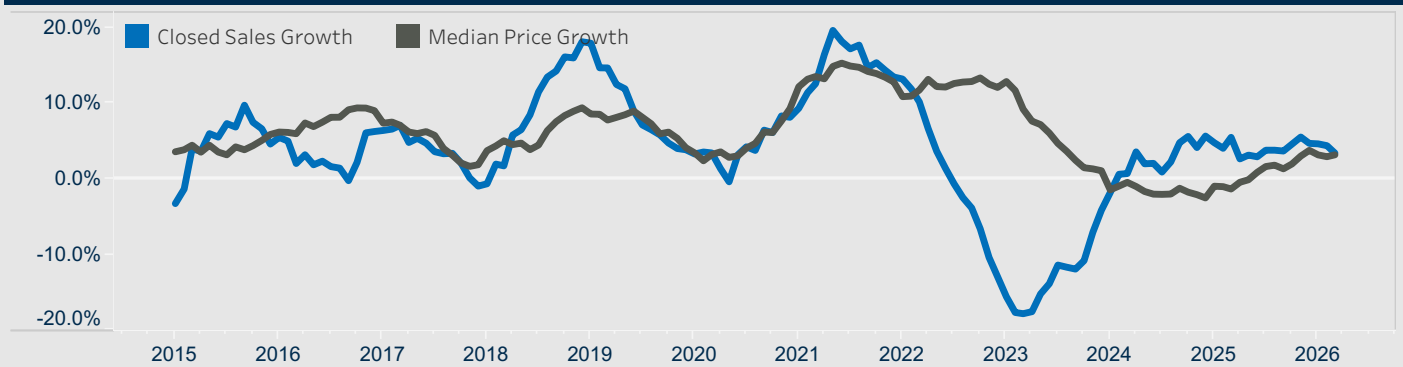


## Lubbock MSA

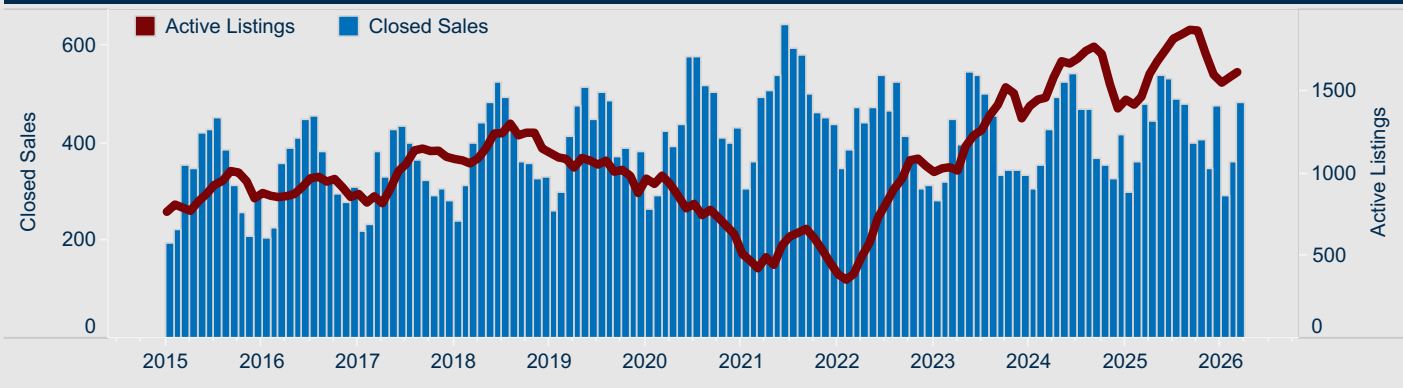
Median Price	\$235,000	↑	0.1% YoY
Closed Sales	484	↑	0.8% YoY
Active Listings	1,614	↑	10.2% YoY
Months Inventory	3.7	↑	0.2 YoY
Days On Market	56	↓	-6 YoY
Days To Close	31	↓	-1 YoY
Total Days	87	↓	-7 YoY
Median Price/Sq Ft	\$137.95	↑	0.1% YoY
Median Home Size	1,836		
Median Age of Home	20		
Close/Original List	94.8%		



## Growth Trend for Closed Sales and Median Price



## Closed Sales & Active Listings



© 2026 Texas REALTORS® - Data used in this report come from the Texas REALTOR® Data Relevance Project, a partnership among Texas REALTORS® and local REALTOR® associations throughout the state. Analysis provided through a research agreement with the Real Estate Center at Texas A&M.

