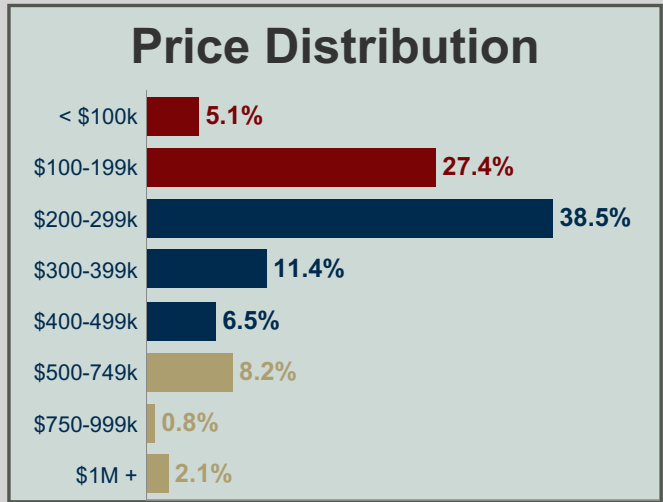


December 2025 Statistics

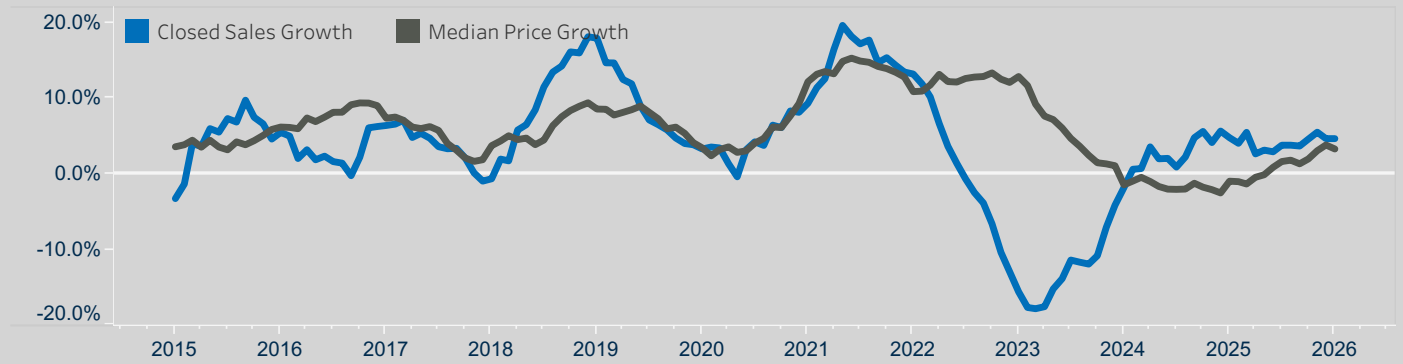


Lubbock MSA

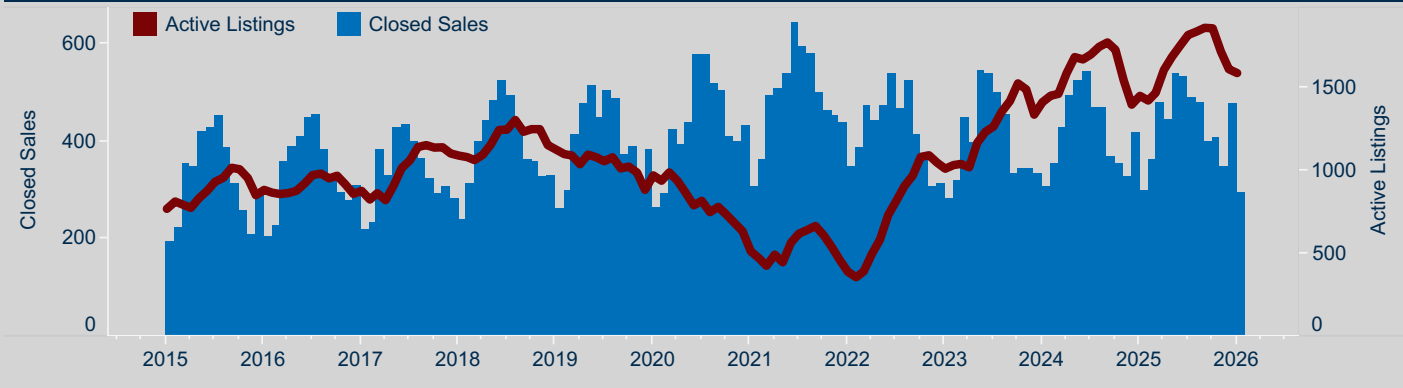
Median Price	\$235,000	↑	5.4% YoY
Closed Sales	476	↑	14.4% YoY
Active Listings	1,607	↑	15.3% YoY
Months Inventory	3.7	↑	11.6% YoY
Days On Market	54	↓	-1 YoY
Days To Close	28	↓	-3 YoY
Total Days	82	↓	-4 YoY
Median Price/Sq Ft	\$139.50	↑	4.1% YoY
Median Home Size	1,746		
Median Year Built	2007		
Close/Original List	94.4%		



Growth Trend for Closed Sales and Median Price



Closed Sales & Active Listings



© 2026 Texas REALTORS® - Data used in this report come from the Texas REALTOR® Data Relevance Project, a partnership among Texas REALTORS® and local REALTOR® associations throughout the state. Analysis provided through a research agreement with the Real Estate Center at Texas A&M.

