

Market Selector

Local Association
Lubbock Association of REALTORS®

Property Type
All Residential (SF, Condo, Town..

Market Type
Metropolitan Statistical Area

Market Name
Lubbock

Frequency
Monthly

Date
August 31, 2025

Construction Type (N/A for Land)
All (Existing & New)

[Click for Infographic](#)



© 2025 Texas REALTORS® - Data used in this report come from the Texas REALTORS® Data Relevance Project, a partnership among Texas REALTORS® and local REALTORS® associations throughout the state. Analysis provided through a research agreement with the Real Estate Center at Texas A&M University.

August 2025 Market Statistics - Lubbock MSA

Median Price
\$245,000
▲ 2.1% YoY

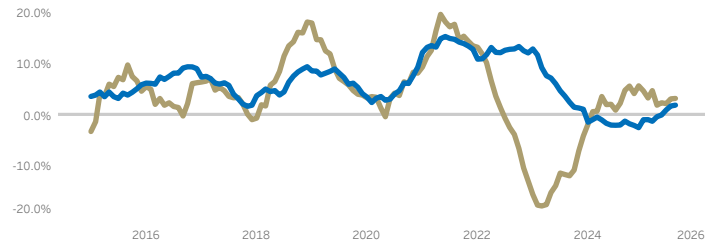


Closed Sales
486
▲ 3.9% YoY

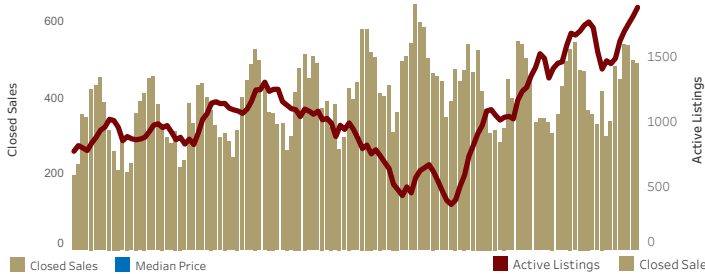
Active Listings
1,880
▲ 7.9% YoY

Months Inventory
4.4
▲ 5.0% YoY

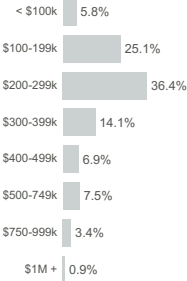
GROWTH TREND FOR CLOSED SALES AND MEDIAN PRICE



CLOSED SALES AND ACTIVE LISTINGS



PRICE DISTRIBUTION



VALUATION STATS

Median Price/Sq Ft
\$138.58
▲ 0.2% YoY

Median Home Size
1,767 sq ft

Median Year Built
2004

Close/Original List
95.7%

TRANSACTION TIME STATS

Days on Market
43

2 days more than August 2024

Days to Close
31

1 day more than August 2024

Total Days
74

3 days more than August 2024