

Market Selector

Local Association  
Lubbock Association of REALTORS®

Property Type  
All Residential (SF, Condo, Town..

Market Type  
Metropolitan Statistical Area

Market Name  
Lubbock

Frequency  
Monthly

Date  
June 30, 2025

Construction Type  
All (Existing & New)

June 2025 Market Statistics - Lubbock MSA

Median Price  
**\$249,115**  
▲ 7.4% YoY

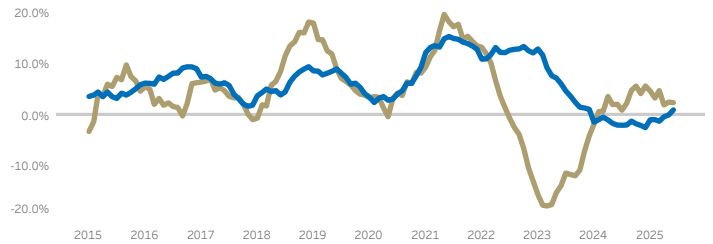


Closed Sales  
**538**  
▼ -0.6% YoY

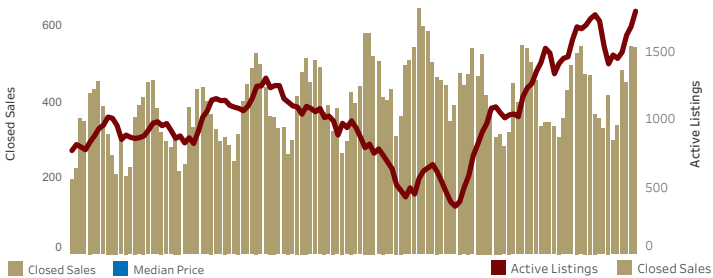
Active Listings  
**1,795**  
▲ 7.7% YoY

Months Inventory  
**4.3**  
▲ 6.0% YoY

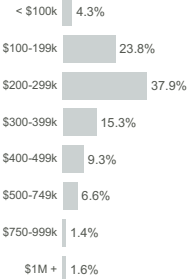
GROWTH TREND FOR CLOSED SALES AND MEDIAN PRICE



CLOSED SALES AND ACTIVE LISTINGS



PRICE DISTRIBUTION



VALUATION STATS

Median Price/Sq Ft  
**\$139.59**  
▲ 0.5% YoY

Median Home Size  
**1,852** sq ft

Median Year Built  
**2005**

Close/Original List  
**96.3%**

TRANSACTION TIME STATS

Days on Market  
**42**  
5 days more than June 2024

Days to Close  
**33**  
1 day more than June 2024

Total Days  
**75**  
6 days more than June 2024

[Click for Infographic](#)



© 2025 Texas REALTORS® - Data used in this report come from the Texas REALTORS® Data Relevance Project, a partnership among Texas REALTORS® and local REALTORS® associations throughout the state. Analysis provided through a research agreement with the Real Estate Center at Texas A&M University.