

## Market Selector

Local Association  
Lubbock Association of REALTORS®

Property Type  
All Residential (SF, Condo, Town..

Market Type  
Metropolitan Statistical Area

Market Name  
Lubbock

Frequency  
Monthly

Date  
May 31, 2025

Construction Type  
All (Existing & New)

## May 2025 Market Statistics - Lubbock MSA

Median Price  
**\$240,000**  
▲ 0.0% YoY

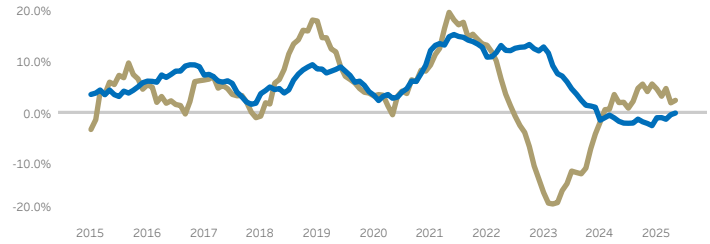
Closed Sales  
**538**  
▲ 2.5% YoY

Active Listings  
**1,727**  
▲ 2.8% YoY

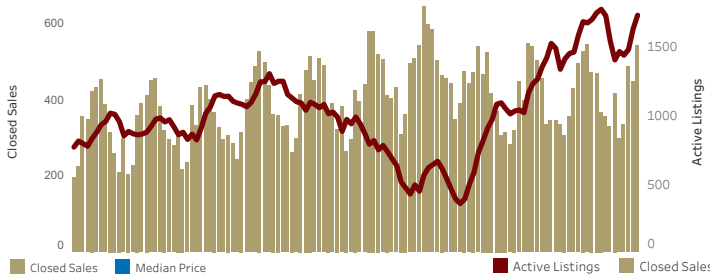
Months Inventory  
**4.1**  
▲ 0.0 YoY



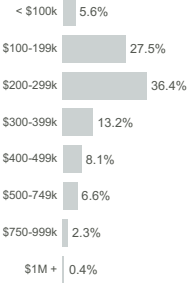
### GROWTH TREND FOR CLOSED SALES AND MEDIAN PRICE



### CLOSED SALES AND ACTIVE LISTINGS



### PRICE DISTRIBUTION



### VALUATION STATS

Median Price/Sq Ft  
**\$137.54**  
▲ 0.7% YoY

Median Home Size  
**1,802** sq ft

Median Year Built  
**2005**

Close/Original List  
**96.3%**

### TRANSACTION TIME STATS

Days on Market  
**44**  
4 days more than May 2024

Days to Close  
**32**  
1 day less than May 2024

Total Days  
**76**  
3 days more than May 2024

[Click for Infographic](#)



© 2025 Texas REALTORS® - Data used in this report come from the Texas REALTORS® Data Relevance Project, a partnership among Texas REALTORS® and local REALTORS® associations throughout the state. Analysis provided through a research agreement with the Real Estate Center at Texas A&M University.