

Market Selector

Local Association
Lubbock Association of REALTORS®

Property Type
All Residential (SF, Condo, Town..

Market Type
Metropolitan Statistical Area

Market Name
Lubbock

Frequency
Monthly

Date
April 30, 2025

Construction Type
All (Existing & New)

April 2025 Market Statistics - Lubbock MSA

Median Price
\$243,788
▲ 6.0% YoY

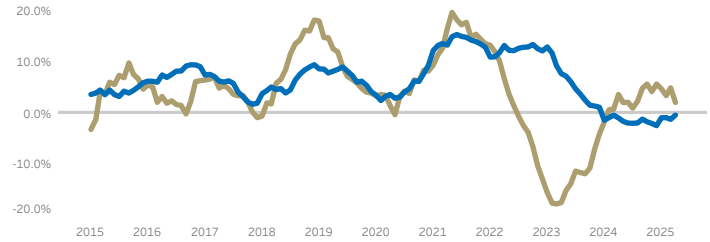
Closed Sales
444
▼ -9.9% YoY

Active Listings
1,642
▲ 3.7% YoY

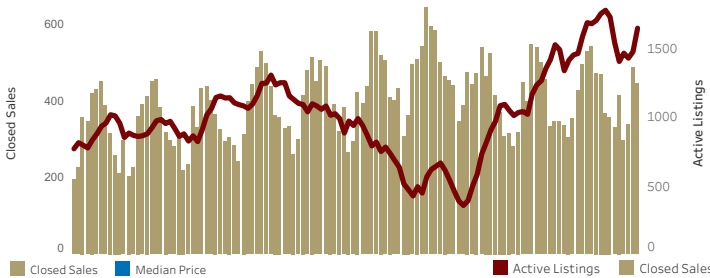
Months Inventory
3.9
▲ 2.4%YoY



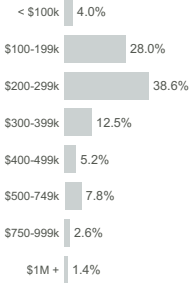
GROWTH TREND FOR CLOSED SALES AND MEDIAN PRICE



CLOSED SALES AND ACTIVE LISTINGS



PRICE DISTRIBUTION



VALUATION STATS

Median Price/Sq Ft
\$137.31
▲ 2.0% YoY

Median Home Size
1,831 sq ft

Median Year Built
2004

Close/Original List
96.0%

TRANSACTION TIME STATS

Days on Market
51
4 days more than April 2024

Days to Close
31
2 days less than April 2024

Total Days
82
2 days more than April 2024

[Click for Infographic](#)



© 2025 Texas REALTORS® - Data used in this report come from the Texas REALTOR® Data Relevance Project, a partnership among Texas REALTORS® and local REALTOR® associations throughout the state. Analysis provided through a research agreement with the Real Estate Center at Texas A&M University.