

Market Selector

Local Association
Lubbock Association of REALTORS®

Property Type
All Residential (SF, Condo, Town..

Market Type
Metropolitan Statistical Area

Market Name
Lubbock

Frequency
Monthly

Date
March 31, 2025

Construction Type
All (Existing & New)

March 2025 Market Statistics - Lubbock MSA

Median Price
\$234,000
▼ -3.3% YoY

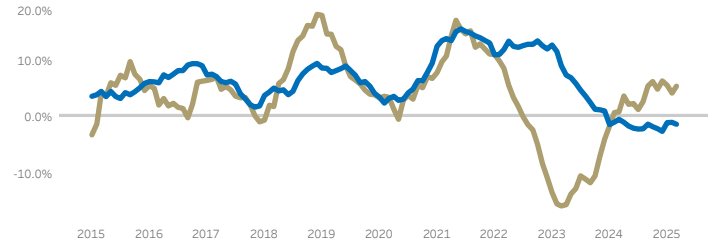
Closed Sales
471
▲ 10.6% YoY

Active Listings
1,511
▲ 3.6% YoY

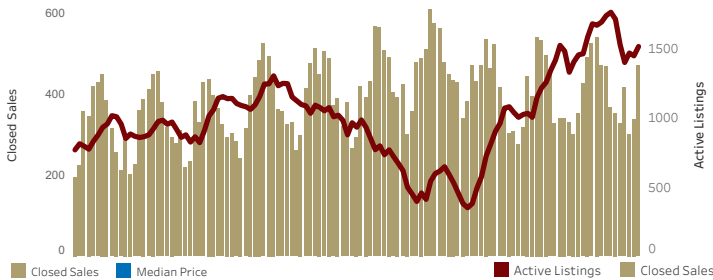
Months Inventory
3.6
▲ 0.0 YoY



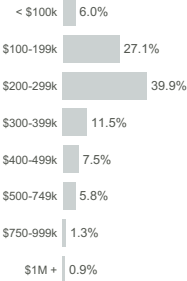
GROWTH TREND FOR CLOSED SALES AND MEDIAN PRICE



CLOSED SALES AND ACTIVE LISTINGS



PRICE DISTRIBUTION



VALUATION STATS

Median Price/Sq Ft
\$137.24
▼ -0.5% YoY

Median Home Size
1,752 sq ft

Median Year Built
2008

Close/Original List
95.2%

TRANSACTION TIME STATS

Days on Market
62
5 days more than March 2024

Days to Close
32
2 days more than March 2024

Total Days
94
7 days more than March 2024

[Click for Infographic](#)



© 2025 Texas REALTORS® - Data used in this report come from the Texas REALTOR® Data Relevance Project, a partnership among Texas REALTORS® and local REALTOR® associations throughout the state. Analysis provided through a research agreement with the Real Estate Center at Texas A&M University.