

Market Selector

Local Association
Lubbock Association of REALTORS®

Property Type
All Residential (SF, Condo, Town..

Market Type
Metropolitan Statistical Area

Market Name
Lubbock

Frequency
Monthly

Date
February 28, 2025

Construction Type
All (Existing & New)

February 2025 Market Statistics - Lubbock MSA

Median Price
\$240,000
▲ 4.4% YoY

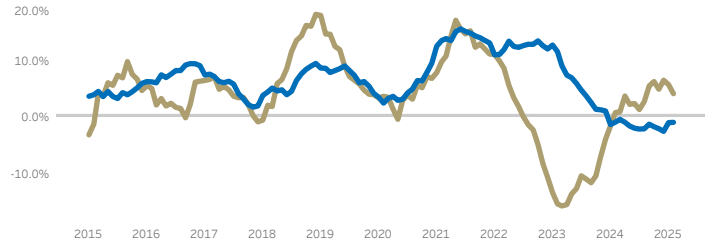
Closed Sales
327
▼ -7.6% YoY

Active Listings
1,487
▲ 2.5% YoY

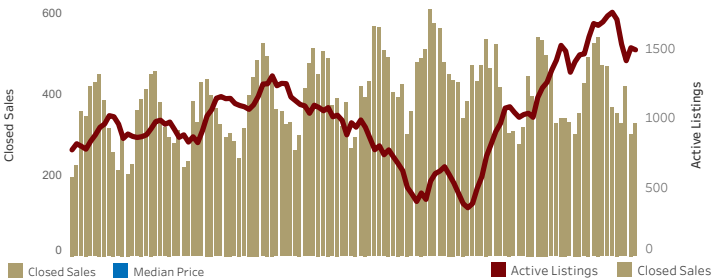
Months Inventory
3.6
▲ 0.0 YoY



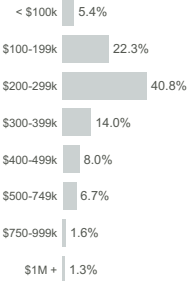
GROWTH TREND FOR CLOSED SALES AND MEDIAN PRICE



CLOSED SALES AND ACTIVE LISTINGS



PRICE DISTRIBUTION



VALUATION STATS

Median Price/Sq Ft
\$138.57
▲ 4.3% YoY

Median Home Size
1,831 sq ft

Median Year Built
2007

Close/Original List
96.1%

TRANSACTION TIME STATS

Days on Market
54
5 days more than February 2024

Days to Close
31
Unchanged from February 2024

Total Days
85
5 days more than February 2024

[Click for Infographic](#)



© 2025 Texas REALTORS® - Data used in this report come from the Texas REALTORS® Data Relevance Project, a partnership among Texas REALTORS® and local REALTORS® associations throughout the state. Analysis provided through a research agreement with the Real Estate Center at Texas A&M University.