

Market Selector

Local Association
Lubbock Association of REALTORS®

Property Type
All Residential (SF, Condo, Town..)

Market Type
Metropolitan Statistical Area

Market Name
Lubbock

Frequency
Monthly

Date
January 31, 2025

Construction Type
All (Existing & New)

January 2025 Market Statistics - Lubbock MSA

Median Price
\$233,495
▲ 6.6% YoY

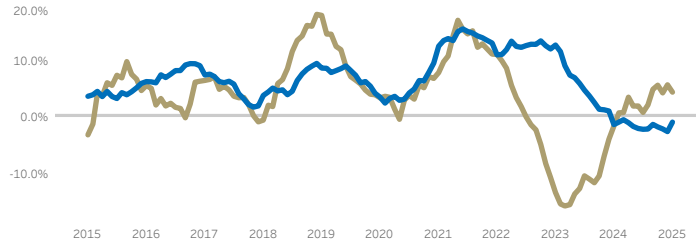
Closed Sales
282
▼ -6.6% YoY

Active Listings
1,611
▲ 15.0% YoY

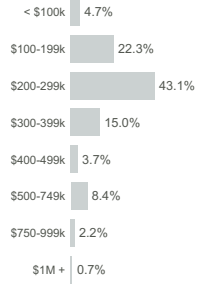
Months Inventory
3.9
▲ 11.2% YoY



GROWTH TREND FOR CLOSED SALES AND MEDIAN PRICE



PRICE DISTRIBUTION



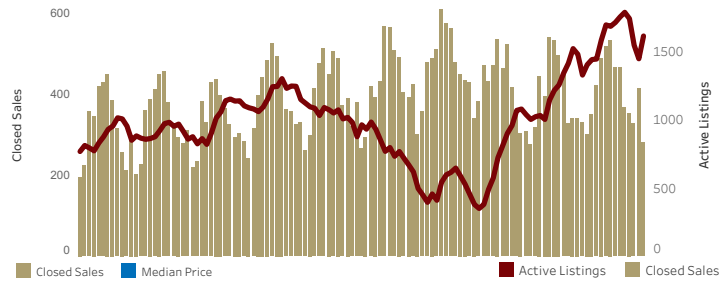
TRANSACTION TIME STATS

Days on Market
71
18 days more than January 2024

Days to Close
34
3 days more than January 2024

Total Days
105
21 days more than January 2024

CLOSED SALES AND ACTIVE LISTINGS



VALUATION STATS

Median Price/Sq Ft
\$135.68
▲ 0.7% YoY

Median Home Size
1,843 sq ft

Median Year Built
2007

Close/Original List
92.3%

[Click for Infographic](#)



© 2025 Texas REALTORS® - Data used in this report come from the Texas REALTORS® Data Relevance Project, a partnership among Texas REALTORS® and local REALTORS® associations throughout the state. Analysis provided through a research agreement with the Real Estate Center at Texas A&M University.