

Market Selector

Local Association
Lubbock Association of REALTORS®

Market Type
Metropolitan Statistical Area

Market Name
Lubbock

Frequency
Monthly

Date
March 2021

Property Type
All (SF, Condo, Townhouse)

Construction Type
All (Existing & New)

March 2021 Market Statistics - Lubbock MSA

Median Price
\$208,000
▲ 15.6% YoY

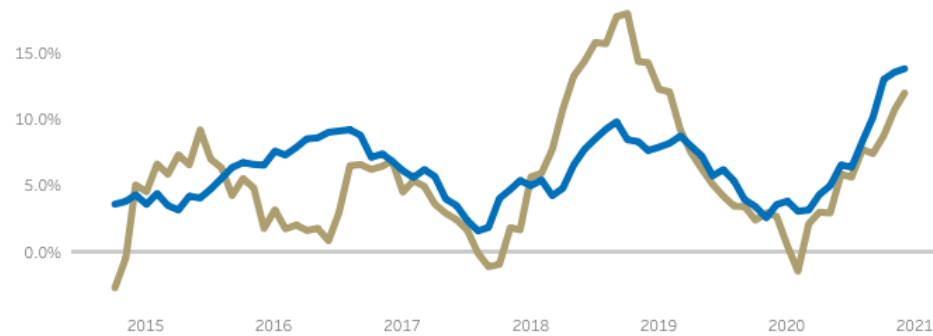
Closed Sales
455
▲ 14.9% YoY

Active Listings
353
▼ -57.3% YoY

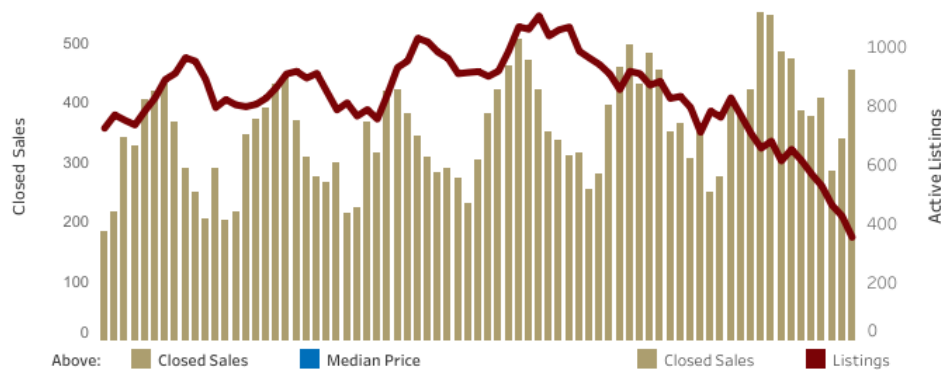
Months Inventory
0.8
▼ -1.3 YoY



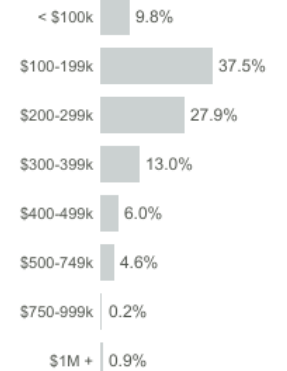
GROWTH TREND FOR CLOSED SALES AND MEDIAN PRICE



CLOSED SALES AND ACTIVE LISTINGS



PRICE DISTRIBUTION



TRANSACTION TIME STATS

Days on Market
35
10 days less than March 2020

Days to Close
35
4 days more than March 2020

Total Days
70
6 days less than March 2020

HOME VALUATION STATS

Median Price/Sq Ft
\$111.82
▲ 15.9% YoY

Median Home Size
1,867 sq ft

Median Year Built
1994

Close/Original List
98.3%



© 2021 Texas REALTORS® - Data used in this report come from the Texas REALTORS® Data Relevance Project, a partnership among Texas REALTORS® and local REALTORS® associations throughout the state. Analysis provided through a research agreement with the Real Estate Center at Texas A&M University.