

# Market Selector

Local Association  
Lubbock Association of REALTORS®

Market Type  
Metropolitan Statistical Area

Market Name  
Lubbock

Frequency  
Monthly

Date  
February 2021

Property Type  
All (SF, Condo, Townhouse)

Construction Type  
All (Existing & New)

## February 2021 Market Statistics - Lubbock MSA

**Median Price**  
**\$200,000**  
▲ 8.1% YoY

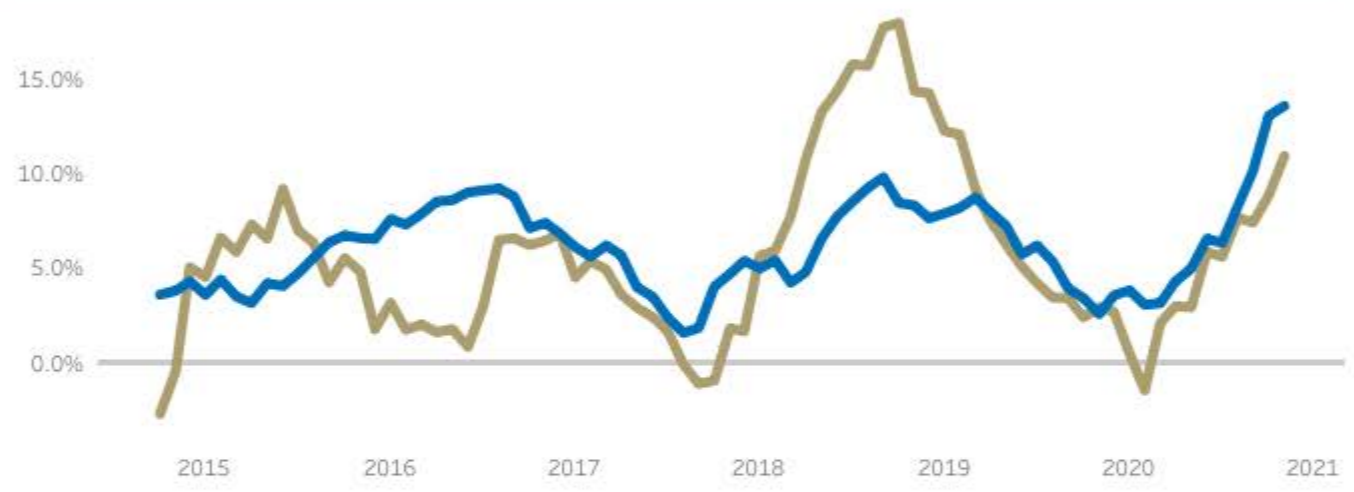
**Closed Sales**  
**343**  
▲ 23.8% YoY

**Active Listings**  
**415**  
▼ -45.4% YoY

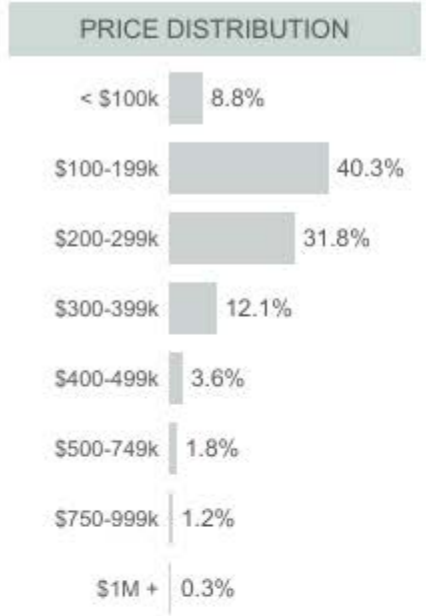
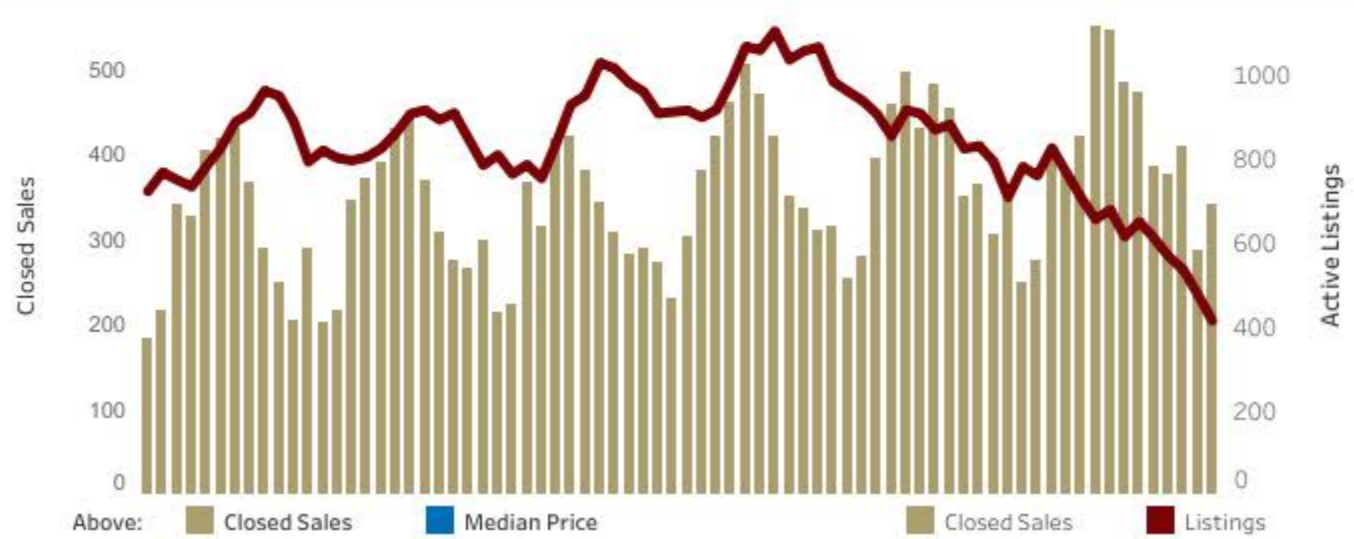
**Months Inventory**  
**1.0**  
▼ -1.0 YoY



### GROWTH TREND FOR CLOSED SALES AND MEDIAN PRICE



### CLOSED SALES AND ACTIVE LISTINGS



### TRANSACTION TIME STATS

**Days on Market**  
**36**  
12 days less than February 2020

**Days to Close**  
**32**  
1 day more than February 2020

**Total Days**  
**68**  
11 days less than February 2020

### HOME VALUATION STATS

**Median Price/Sq Ft**  
**\$109.29**  
▲ 11.3% YoY

**Median Home Size**  
**1,847** sq ft

**Median Year Built**  
**2002**

**Close/Original List**  
**97.8%**



© 2021 Texas REALTORS® - Data used in this report come from the Texas REALTOR® Data Relevance Project, a partnership among Texas REALTORS® and local REALTOR® associations throughout the state. Analysis provided through a research agreement with the Real Estate Center at Texas A&M University.